

# Unit 1 Back to School

## Cam's Tale: Welcome to Our School





What grade are you in, Mike?

Fourth grade!

We are too! Let's see your schedule.



We have the same classes! What's your favorite subject, Mike?

I really like art.

SCHEDULE	
ART	9:00
ENGLISH	10:00
MATH	11:00
RECESS	12:00
SCIENCE	12:30
HISTORY	1:30



That's our first class! It's almost time for it to start.

Great! Uh... Where's art class?

Right there—in the art room! It's important to be on time. Let's go!

ART ROOM

**I Read Cam's Tale and circle.**

1. **Emily** / **David** / **Mike** is a new student.
2. The students asked a **teacher** / **janitor** / **student** to help them clean up.
3. They are in **third** / **fourth** / **fifth** grade.
4. Mike's favorite subject is **English** / **math** / **art**.
5. Their first class is **English** / **math** / **art**.



**2 Read again and circle.**

- |   |      |       |
|---|------|-------|
| 1. David is a new student.                          | True | False |
| 2. Mike was lost.                                   | True | False |
| 3. Emily and David showed Mike a map of the school. | True | False |
| 4. Emily spilled some water.                        | True | False |
| 5. The janitor cleaned up the water.                | True | False |

**Act out Cam's Tale.**



**Cam's Tune**

**Get ready, listen, go!**  <sup>2</sup>

**Helping Others!**

Helping others is my rule.  
 We welcome students to our school.  
 If lost, I help them find their way.  
 If I spill something, I will stay,  
 And help to clean the mess away!

Helping others is my rule.  
 Helping others is always cool!



**Mark (✓) the actions you do for others.**

**Say Cam's Tune aloud.**  <sup>3</sup>



**8 Back to School**



**Cam's Values**

1 Read and stick. ★

1. When we finish eating, we throw the garbage in the right containers.

2. We study in the library. When we finish, we put our books away.

3. When we have lunch in the cafeteria, we don't leave garbage and food on the tables.



2 Mark (✓) the actions that keep your school clean.



Eating in class



Putting wrappers inside your desk



Recycling



Leaving garbage on the floor



Closing bottles properly



**Cam's Values Code** I help keep my school clean.



# Vocabulary

Listen and stick.  



🎯 Complete the sentences.

1. We play sports in the \_\_\_\_\_. You can **register** for clubs here.
2. The \_\_\_\_\_ is big. When someone speaks, we have to **be quiet**.
3. We paint in the \_\_\_\_\_. We **clean our brushes** when we finish.
4. We play music in the \_\_\_\_\_. We are **polite** when people play.
5. There are books in the \_\_\_\_\_. Sometimes we help **put books away**.
6. Most classes are in a \_\_\_\_\_. We **respect** the teacher's **rules**.

 Back to School


2 Listen and number.  5



principal



secretary



librarian



teacher



janitor



counselor

3 Complete the chart using the words in Activities 1 and 2.

People in my school	Responsibilities at school

# Grammar

## Alex and Allie

Listen and circle.  6

What did Ben and Alex discuss? **schedules** / **school rules** / **weekend plans**



Listen again and number the sentence pairs in order.

- They **can** join clubs.  
They **don't have to** join one.
- Ben **doesn't have to** wear a uniform.  
He **can** wear any clothes he likes.
- Ben **has to** be polite.  
He **can't** be rude.

### Look!

Write P (permission), O (obligation), PR (prohibition) and NO (no obligation).

You **can** eat in the cafeteria. \_\_\_\_\_

You **can't** eat in the library. \_\_\_\_\_

I **have to** study. \_\_\_\_\_

I **don't have to** work. \_\_\_\_\_

My father **has to** work. \_\_\_\_\_

He **doesn't have to** study. \_\_\_\_\_

## 2 Read and circle.


I had a great first day at my new school! I made two new friends—Emily and David—and we ate lunch together. There is a cool cafeteria in the school. You (1) **can** / **can't** buy your lunch there, or you can bring your lunch from home and eat with your friends. One thing I like is that students (2) **have to** / **don't have to** eat in the cafeteria all the time. For example, on sunny days, you (3) **can** / **have to** eat outside at the picnic tables. Just don't forget that you (4) **can't** / **have to** clean up when you finish. You (5) **can't** / **have to** leave a messy table, either! The janitor cleans the halls, but students (6) **have to** / **can** keep their own desks clean. I like my new school a lot.



## 3 Write about rules at your school.

1. We have to \_\_\_\_\_
2. We don't have to \_\_\_\_\_
3. We can \_\_\_\_\_
4. We can't \_\_\_\_\_
5. We \_\_\_\_\_





Big World,



Small World

Read, look and complete.

The Netherlands is a country in Europe. People also call it Holland. The official language is Dutch. In the 16th century, orange became the national color of the Netherlands. It refers to the family name of the Dutch royal family and its founding father, William of Orange. Everyone uses orange to show their pride for the Netherlands. When there are soccer games or other national celebrations, people go outside dressed in orange.


# The Netherlands




1. Another name for the Netherlands: \_\_\_\_\_
2. National color: \_\_\_\_\_
3. Colors of the flag: \_\_\_\_\_
4. Official language: \_\_\_\_\_

2 Read about carrots and the Netherlands.

The color orange is so important in the Netherlands that they even created an orange vegetable. That's right—carrots! Before the year 1600, carrots were white, yellow and purple. Dutch farmers started growing orange carrots in honor of William of Orange.



Circle the carrots that show their original colors.

3 Listen and mark (✓) the true sentences. 



1. Flevoland is the capital of the Netherlands.



3. There is no school in Holland on Wednesdays.



Hallo! I'm Sanne. Let's learn more about my country!




2. There are colorful tulip fields in Flevoland.



4. Dutch children don't study English at school.

4 Connect the dots and answer.




Which famous Dutch painter is this?

\_\_\_\_\_



# Practice

Listen and mark (✓).  10



clean the brushes



put the brushes away



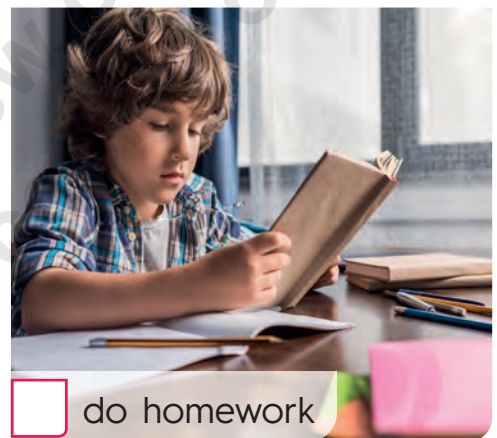
wash hands



be polite to classmates



respect the rules



do homework

Listen again and circle.

- The students **have to** / **don't have to** do homework.
- Emily **has to** / **doesn't have to** clean the brushes.
- Mike **has to** / **doesn't have to** put the brushes away.
- David **has to** / **doesn't have to** put the brushes away.
- All the students **has to** / **have to** wash their hands.

2 Read and write the occupation.

- This person helps clean the school.
- This person can tell you more about books.
- You can talk to this person if you have a problem.
- This is the person responsible for the school.
- You can ask this person for a pass if you are late.

---



---



---



---



---



# Speaking

1 Listen, say and write.  11

1. \_\_\_\_\_ 3. \_\_\_\_\_ 5. \_\_\_\_\_  
 2. \_\_\_\_\_ 4. \_\_\_\_\_ 6. \_\_\_\_\_

2 Identify a sound in common.

2 Listen and read along. Then say the tongue twister.  12

- Hello, what do you need?  
 —Hi! I need a large mop to wash the floor.  
 —To wash the floor?  
 —No, to wash the floor!  
 —To wash which floor?  
 —To wash the art room floor!



## Cam's Chat

1 Listen and number in order.  13

- Sure! What do you need?  
 Uh... Where's art class?  
 Hi, can you help me?  
 Right there, in the art room.

2 Practice the dialogue using the words below.

English math science gym

## Pair Work!

**STUDENT A**

Go to page 143.

**STUDENT B**

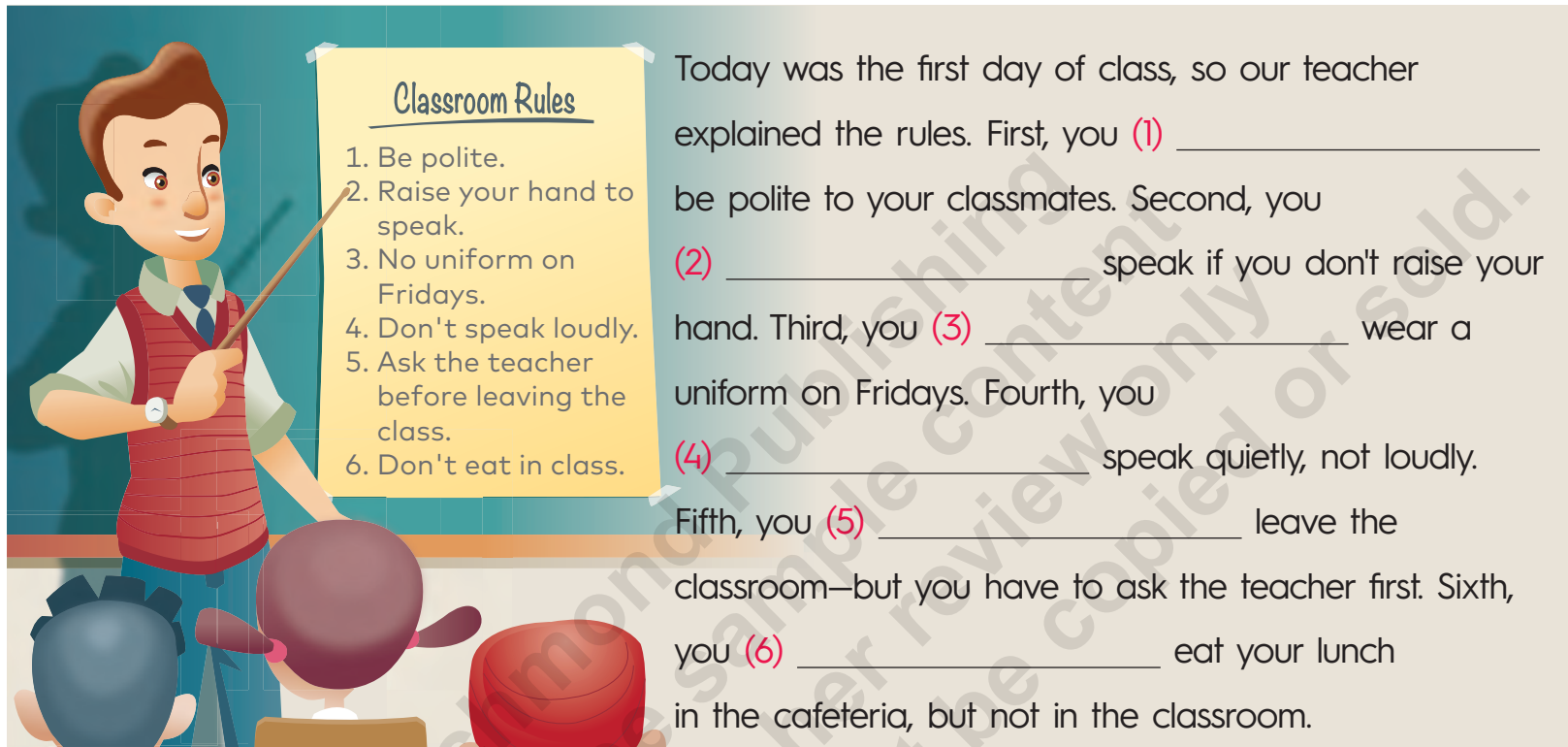
Go to page 147.



# Writing

## Read

1 Read and complete.



**Classroom Rules**

1. Be polite.
2. Raise your hand to speak.
3. No uniform on Fridays.
4. Don't speak loudly.
5. Ask the teacher before leaving the class.
6. Don't eat in class.

Today was the first day of class, so our teacher explained the rules. First, you (1) \_\_\_\_\_ be polite to your classmates. Second, you (2) \_\_\_\_\_ speak if you don't raise your hand. Third, you (3) \_\_\_\_\_ wear a uniform on Fridays. Fourth, you (4) \_\_\_\_\_ speak quietly, not loudly. Fifth, you (5) \_\_\_\_\_ leave the classroom—but you have to ask the teacher first. Sixth, you (6) \_\_\_\_\_ eat your lunch in the cafeteria, but not in the classroom.

## Think

2 Read and complete.

Use capital letters...

to begin a sentence.

for names, places and days of the week.

Example:

\_\_oday was the first day of class.

No uniform on \_\_ridays.

Use...

a **period** (.) after a statement.

a **comma** (,) after ordinal numbers and to list activities.

Example:

Our teacher explained the rules\_\_

First\_\_ you have to be polite to your classmates.

⊙ Add capital letters and punctuation.

1. my name is fred

2. Third we have to ask permission.

3. Sixth we have to clean up

4. mrs. brown is from brazil



**3** Write six rules you have at school.

Do...

- \_\_\_\_\_
- \_\_\_\_\_
- \_\_\_\_\_

Don't...

- \_\_\_\_\_
- \_\_\_\_\_
- \_\_\_\_\_

**4** Write about your school rules using the model in Activity 1.

**Rules at My School**

Today was the first day of class, so our teacher explained the rules.

First \_\_\_\_\_

Second \_\_\_\_\_

Third \_\_\_\_\_

Fourth \_\_\_\_\_

Fifth \_\_\_\_\_

Sixth \_\_\_\_\_

**Reflect**

**5** Read and circle.

- |  |     |    |
|--|-----|----|
| 1. The text includes a list of rules at school.          | Yes | No |
| 2. The list uses correct capitalization and punctuation. | Yes | No |



Continue in your Practice Book, page 16.

